

Numerical reconstruction of convex polytopes from directional moments

Mathieu Collowald · Annie Cuyt · Evelyne Hubert ·
Wen-Shin Lee · Oliver Salazar Celis

Received: 11 May 2014 / Accepted: 30 December 2014 /
Published online: 21 January 2015
© Springer Science+Business Media New York 2015

Abstract We reconstruct an n -dimensional convex polytope from the knowledge of its directional moments. The directional moments are related to the projection of the polytope vertices on a particular direction. To extract the vertex coordinates from the moment information we combine established numerical algorithms such as generalized eigenvalue computation and linear interval interpolation. Numerical illustrations are given for the reconstruction of 2-d and 3-d convex polytopes.

Keywords Shape from moment · Brion's formula · Directional moments · Prony · Generalized eigenvalues · Interval interpolation

Mathematics Subject Classification (2010) 44A60 · 41A63 · 65F35

Communicated by: Leslie Greengard

M. Collowald (✉)
University Nice Sophia Antipolis, Nice, France
e-mail: mathieu.collowald@inria.fr

A. Cuyt · W.-S. Lee · O. Salazar Celis
Department of Mathematics & Computer Science, Universiteit Antwerpen, Antwerpen, Belgium

A. Cuyt
e-mail: annie.cuyt@ua.ac.be

W.-S. Lee
e-mail: wen-shin.lee@ua.ac.be

O. Salazar Celis
e-mail: oliver.salazarcelis@ua.ac.be

M. Collowald · E. Hubert
GALAAD, Inria Sophia Antipolis, Nice, France

E. Hubert
e-mail: evelyne.hubert@inria.fr

1 Introduction

The reconstruction of the boundary of a shape from its moments is a problem that has only partially been solved. For instance, when the shape is a polygon [15, 25], or when it defines a quadrature domain in the complex plane [18], it has been proved that its boundary can be reconstructed exactly from the knowledge of its moments. Both results admit no obvious extension to higher dimensions. The technique in [6] is applicable in higher dimensions, but the authors reconstruct a shape's characteristic function, or more generally, a square-integrable function defined on a compact domain. The reconstruction algorithm for polygons is based on Davis' exact integration formula [7] of a function in the complex plane. For polynomial functions, Davis' formula can be seen as a low dimensional case of identities attributed to Brion [2]. Based on the latter, Gravin, Lasserre, Pasechnik and Robins proposed the reconstruction of an n -dimensional convex polytope in exact arithmetic [16].

Brion's integration formula over a polytope does not relate moment information directly to the vertices of the convex polytope, but rather to the projections of these vertices onto some 1-dimensional subspace. To recover the projections, we recognize an inverse problem that arises in several areas [12, 19, 21, 22, 26] and can be solved numerically as a generalized eigenvalue problem.

After recovering the projections of the vertices on various one-dimensional subspaces, there remains the problem of matching different projections (in different directions) of the same vertex, with that vertex. In this paper we describe how to solve this issue, without resorting to exact arithmetic. The problem cannot be solved with ordinary interpolation or least squares approximation. But using an interval interpolation technique [28], we understand why we need $n + 1$ projections (or more) to solve the matching.

Our method is the result of combining techniques from quite different mathematical disciplines: integer lattices, computer algebra, numerical linear algebra, interval methods, inverse problems. The complete algorithm, the outline of which draws on [16], consists of the following steps:

1. The exact number of vertices r is computed from an upper bound R and moments up to order $2R + 1 - n$, in a sample of directions.
2. For $n + 1$ (or more) directions, the projections of the vertices are obtained as the generalized eigenvalues of a structured pair of matrices whose entries are determined from the directional moments up to order $2r - n - 1$.
3. Each of these projections is then matched to the corresponding vertex and its coordinates are computed as the coefficients of an n -dimensional interval interpolant.

We demonstrate the results obtained in dimension 2 and 3 in Section 6 and report on a challenge in Section 7. The different steps in our algorithm involve Hankel matrices, in the singular value decomposition for the computation of r , as well as in the generalized eigenvalue problem delivering the vertex projections. Structured matrices with real elements have condition numbers that grow exponentially with their size [3, 4], and the size of our matrices is determined by the number of vertices of the polytope. In Section 6 double precision allows us to reconstruct polytopes

up to 12 vertices. In Section 7 we are required to use high precision floating-point arithmetic for the polyhedron with 57 vertices that represents a brilliant diamond cut.

The paper is organized as follows. In Section 2 we introduce directional moments together with Brion’s formulae. In Section 3 we review Prony’s method and the related eigenvalue problem to determine the projections of the vertices from the directional moments. In Section 4 we discuss the determination of the number of vertices. In Section 5 we present an algorithm to solve the matching problem. Numerical illustrations are given in Sections 6 and 7 where we reconstruct 2-d and 3-d convex polytopes.

2 Geometric and directional moments

In this section we present identities attributed to Brion. These identities are central in [1] to establish the complexity of the computation of the moments of a polytope. Brion’s identities are also at the core of the solution of the inverse problem proposed in [16]. They can actually be seen as a generalisation of Davis’ integration formula that was used to solve the shape-from-moment problem in 2-d [15, 25].

We consider a convex polytope in \mathbb{R}^n determined by the set of its r vertices \mathcal{V} . Abusing the notation, \mathcal{V} also denotes the polytope itself.

The *geometric moments* are

$$m_\alpha = \int_{\mathcal{V}} x^\alpha dx = \int \dots \int_{\mathcal{V}} x_1^{\alpha_1} \dots x_n^{\alpha_n} dx_1 \dots dx_n, \quad \alpha = (\alpha_1, \dots, \alpha_n) \in \mathbb{N}^n.$$

The order of the geometric moment m_α is $|\alpha| = \alpha_1 + \dots + \alpha_n$. These moments can be expressed as a multivariate polynomial in the coordinates of the vertices [29]. A complexity analysis for the computation based on Brion’s identities is offered in [1] for exact arithmetic.

The *moment in the direction* $\delta \in \mathbb{R}^n$ of order k is

$$m_k(\delta) = \int_{\mathcal{V}} \langle x, \delta \rangle^k dx, \quad k \in \mathbb{N},$$

where $\langle \cdot, \cdot \rangle$ denotes the usual scalar product in \mathbb{R}^n .

One can obtain any directional moment of order k from the geometric moments of order k with the multinomial formula

$$m_k(\delta) = \sum_{|\alpha|=k} \binom{k}{\alpha} m_\alpha \delta^\alpha.$$

Conversely, geometric moments of order k can be obtained from the directional moments of order k in $\binom{n+k-1}{k}$ distinct directions by solving a linear system of equations.

In the context of polygon retrieval ($n = 2$) from tomographic data [15, 25], geometric moments and then complex moments are computed from directional moments. Complex moments can be understood as moments in the direction $\delta = (1, i)$. At the core of this shape-from-moments problem is Davis’ integration formula for an

analytic function f on the polygon \mathcal{V} in the complex plane [7]

$$\iint_{\mathcal{V}} f''(x + iy) dx dy = \sum_{v \in \mathcal{V}} a_v f(v),$$

where the vertices $v \in \mathcal{V}$ are here interpreted as complex numbers. Assuming that \check{v} and \hat{v} are the vertices adjacent to v , the coefficients in Davis' formula are

$$a_v = \frac{V_v}{(v - \check{v})(v - \hat{v})},$$

where V_v is the oriented area of the parallelogram defined by the vectors with vertices $\check{v} - v$ and $\hat{v} - v$.

This formula bears a generalisation to any dimension, known as Brion's identities. The formula relates the directional moments to the projections of the vertices. This allows us to work directly with directional moments, which are data that can be deduced from tomographic measurements.

Theorem 2.1 [16] *Provided that the orthogonal projections of the r vertices of the convex polytope \mathcal{V} on the direction δ are distinct, we have the following equalities*

$$\begin{aligned} \frac{(k+n)!}{k!} m_k(\delta) &= \sum_{v \in \mathcal{V}} a_v(\delta) \langle v, \delta \rangle^{n+k}, \quad k \geq 0, \\ \text{and} \qquad \qquad \qquad 0 &= \sum_{v \in \mathcal{V}} a_v(\delta) \langle v, \delta \rangle^{n-k}, \quad 1 \leq k \leq n, \end{aligned} \tag{2.1}$$

where the $a_v(\delta)$ depend on δ and the adjacent vertices of v in a triangulation of \mathcal{V} .

Moreover

$$a_v(\delta) \neq 0, \quad v \in \mathcal{V}. \tag{2.2}$$

The formula for the coefficients $a_v(\delta)$ is given in [2, Section 10.3] when \mathcal{V} is a simple convex polytope. That is, each vertex in the polytope has exactly n adjacent vertices. Let \mathcal{V}_v be the set of n adjacent vertices of v . The volume V_v of the parallepiped determined by \mathcal{V}_v is obtained through the determinant of the edge vectors of \mathcal{V}_v . Then

$$a_v(\delta) = \frac{V_v}{\prod_{u \in \mathcal{V}_v} \langle v - u, \delta \rangle}. \tag{2.3}$$

In particular, for a simplex Δ with vertices v_0, v_1, \dots, v_n ,

$$\frac{(k+n)!}{k!} \int_{\Delta} \langle x, \delta \rangle^k dx = V \sum_{i=0}^n \frac{\langle v_i, \delta \rangle^{k+n}}{\prod_{j \neq i} \langle v_i - v_j, \delta \rangle} = V \sum_{k_0 + \dots + k_n = k} \langle v_0, \delta \rangle^{k_0} \dots \langle v_n, \delta \rangle^{k_n} \tag{2.4}$$

where $V = V_{v_0} = \dots = V_{v_n}$. Notice that this is actually a polynomial in δ though we shall use its more compact rational expression.

For a more general convex polytope, one has to consider a partition of the polytope into simplices that does not introduce any additional vertex [2, Theorem 3.1]. The

coefficients $a_v(\delta)$ for the convex polytope is then a sum of its siblings in the formulae for the simplices. That they do not vanish is proved in [16].

The directions $\delta \in \mathbb{R}^n$ to which the theorem applies are those for which $\langle u, \delta \rangle \neq \langle v, \delta \rangle$ for all distinct $u, v \in \mathcal{V}$. Those are the *generic directions*. We examine what happens when δ fails to be generic in this meaning.

On one hand, Brion’s identities are correct for any δ that does not make the denominators of a_v vanish. However, if δ is a direction for which the coefficients $a_v(\delta)$ are well defined but for which there are two distinct vertices $u, v \in \mathcal{V}$ such that $\langle u, \delta \rangle = \langle v, \delta \rangle$, we can write the formula with less than r terms. The linear recurrence introduced in Section 3 is then of order less than r and the associated Hankel matrix is of rank less than r .

In addition, when $\langle v_0, \delta \rangle = \dots = \langle v_p, \delta \rangle$ for distinct vertices $v_0, \dots, v_p \in \mathcal{V}$ that belong to the same simplex of any triangulation, there is a formula similar to (2.1) where the $p+1$ terms $\langle v_i, \delta \rangle^{n+k}$ are replaced by terms $\langle v_0, \delta \rangle^{n+k}, (n+k)\langle v_0, \delta \rangle^{n+k-1}, \dots, (n+k) \dots (n+k-p+1)\langle v_0, \delta \rangle^{n+k-p}$. This can be deduced from the rightmost expression in (2.4). The Hankel matrix constructed in Section 3 is still of rank r and admits $\langle v_0, \delta \rangle$ as a generalized eigenvalue of multiplicity $p+1$. See for instance [10, 24].

3 Recovering the projections of the vertices

In this section we address the problem of retrieving the projections $\mathcal{V}(\delta) = \{\langle v, \delta \rangle \mid v \in \mathcal{V}\}$ of the vertices of the convex polytope \mathcal{V} from its directional moments $m_k(\delta)$. We recognize an inverse problem that has appeared in several areas [12, 15, 16, 19, 22, 25, 26]. While [16] approach the problem with Prony’s method, we favor a formulation in terms of generalized eigenvalues.

The standing assumption is that the projections of the vertices on the direction δ are pairwise distinct. Thus $|\mathcal{V}(\delta)| = |\mathcal{V}| = r$. Also, we assume in this section that the number of vertices is known. We discuss in next section how this number can be retrieved from the knowledge of the moments.

From the directional moments $(m_k(\delta))_k$ we introduce the sequence $(\mu_k(\delta))_{k \in \mathbb{N}}$ of modified directional moments defined by

$$\begin{aligned} \mu_k(\delta) &= 0, & 0 \leq k \leq n-1, \\ \mu_k(\delta) &= \frac{k!}{(k-n)!} m_{k-n}(\delta), & k \geq n. \end{aligned}$$

By Theorem 2.1 there exist r non-zero real numbers $a_v(\delta)$ such that this sequence satisfies $\mu_k(\delta) = \sum_{v \in \mathcal{V}} a_v(\delta) \langle v, \delta \rangle^k, k \in \mathbb{N}$. The goal is to retrieve the r elements $\langle v, \delta \rangle$ of $\mathcal{V}(\delta)$ from $(\mu_k(\delta))_k$ and hence $(m_k(\delta))_k$. This is an instance of the following problem.

Inverse problem Consider a sequence $(\mu_k)_{k \in \mathbb{N}}$ such that for some non-zero real (or complex) numbers a_1, \dots, a_r and pairwise distinct real (or complex) numbers

$w_1, \dots, w_r,$

$$\mu_k = \sum_{i=1}^r a_i w_i^k, \quad \forall k \in \mathbb{N}, \tag{3.1}$$

The problem is to find the w_i from the knowledge of r and $(\mu_k)_{0 \leq k \leq 2r-1}$. It can be tackled by Prony’s method or as a generalized eigenvalue problem¹.

In this paper we deal with computed directional moments. In comparison to measured directional moments, we can work with a selected precision and we do not take care of noise effects in the data. When working with measured information and having $2R - n$ moments available per direction, it is best to replace the square $r \times r$ Hankel matrices by rectangular $R \times r$ Hankel matrices and introduce Least Squares or Maximum Likelihood methods to solve this inverse problem [9, 13, 26].

First one observes that the sequence $(\mu_k)_k$ is a solution of a recurrence equation of order r , namely

$$\mu_{k+r} = p_{r-1} \mu_{k+r-1} + \dots + p_0 \mu_k, \tag{3.2}$$

where $(-p_0, \dots, -p_{r-1}, 1)$ are the coefficients of the polynomial

$$p(z) = \prod_{i=1}^r (z - w_i) = z^r - p_{r-1} z^{r-1} - \dots - p_1 z - p_0.$$

Applying (3.2) for $k = 0, \dots, r - 1$ leads to the linear system

$$\underbrace{\begin{pmatrix} \mu_0 & \mu_1 & \dots & \mu_{r-1} \\ \mu_1 & & & \ddots \\ \vdots & & \ddots & \vdots \\ \mu_{r-1} & \dots & \mu_{2r-2} \end{pmatrix}}_{H_r^{(0)}} \begin{pmatrix} p_0 \\ p_1 \\ \vdots \\ p_{r-1} \end{pmatrix} = \begin{pmatrix} \mu_r \\ \mu_{r+2} \\ \vdots \\ \mu_{2r-1} \end{pmatrix}. \tag{3.3}$$

From $(\mu_k)_{0 \leq k \leq 2r-1}$ we can retrieve the characteristic polynomial p of the underlying recurrence by solving the above linear system². The sought numbers w_1, \dots, w_r are the roots of this polynomial. Theses two steps (solving the linear system and computing the roots of the entailed polynomial) are known as Prony’s method. It was introduced in [27] and is used in the context of the shape-from-moments problem in [16, 25]. The authors of [15, 21] introduce a solution in terms of the generalized eigenvalues of a pencil of matrices. It is based on the following facts.

¹The problem can also be addressed through pole estimation or Padé techniques since the generating function $\sum_{k \geq 0} \mu_k t^k = \sum_{i=1}^r \frac{a_i}{1-w_i t}$ is a rational function. This is also observed in [17]

²A Hankel system can be changed to a Toeplitz system. Here, the Toeplitz system is the one that arises when looking for the denominator $1 - p_{r-1} t - \dots - p_0 t^r$ of the generating function of $(\mu_k)_{k \in \mathbb{N}}$.

We can recast (3.3) into the matrix equality:

$$\underbrace{\begin{pmatrix} \mu_0 & \mu_1 & \dots & \mu_{r-1} \\ \mu_1 & & \ddots & \\ \vdots & & \ddots & \vdots \\ \mu_{r-1} & \dots & \mu_{2r-2} \end{pmatrix}}_{H_r^{(0)}} \underbrace{\begin{pmatrix} 0 & \dots & \dots & 0 & p_0 \\ 1 & \ddots & & \vdots & p_1 \\ 0 & \ddots & \ddots & \vdots & \vdots \\ \vdots & \ddots & \ddots & 0 & \vdots \\ 0 & \dots & 0 & 1 & p_{r-1} \end{pmatrix}}_P = \underbrace{\begin{pmatrix} \mu_1 & \mu_2 & \dots & \mu_r \\ \mu_2 & & \ddots & \\ \vdots & & \ddots & \vdots \\ \mu_r & \dots & \mu_{2r-1} \end{pmatrix}}_{H_r^{(1)}}. \tag{3.4}$$

The last column of the matrix on the right hand side comes from Equation (3.3), while the other columns are simply shifts of the columns in the matrix on the left hand side.

Let us introduce the following notations from [19, Section 7.5] for the matrices arising in the above equality. The $r \times r$ Hankel matrix with first row given by $(\mu_d \dots \mu_{r+d-1})$ is denoted by $H_r^{(d)}$. The companion matrix of the characteristic polynomial of the recurrence (3.2) is denoted by P . The matrix equality (3.4) becomes $H_r^{(0)} P = H_r^{(1)}$, and more generally we have $H_r^{(d)} P = H_r^{(d+1)}$ for $d \geq 0$.

Since w_1, \dots, w_r are the roots of $p(z) = z^r - p_{r-1} z^{r-1} - \dots - p_1 z - p_0$, we have

$$\underbrace{\begin{pmatrix} 1 & w_1 & \dots & w_1^{r-1} \\ \vdots & \vdots & & \vdots \\ \vdots & \vdots & & \vdots \\ 1 & w_r & \dots & w_r^{r-1} \end{pmatrix}}_{W_r} \underbrace{\begin{pmatrix} 0 & \dots & 0 & p_0 \\ 1 & \ddots & \vdots & \vdots \\ \vdots & \ddots & 0 & p_{r-2} \\ 0 & \dots & 1 & p_{r-1} \end{pmatrix}}_P = \underbrace{\begin{pmatrix} w_1 & & 0 \\ & \ddots & \\ 0 & & w_r \end{pmatrix}}_D \underbrace{\begin{pmatrix} 1 & w_1 & \dots & w_1^{r-1} \\ \vdots & \vdots & & \vdots \\ \vdots & \vdots & & \vdots \\ 1 & w_r & \dots & w_r^{r-1} \end{pmatrix}}_{W_r}.$$

Let D and W_r be respectively the diagonal and the Vandermonde matrices defined by w_1, \dots, w_r and appearing in the above equality. The latter can thus be written $W_r P = DW_r$. The w_i being pairwise distinct, W_r is invertible and $P W_r^{-1} = W_r^{-1} D$. That is, w_1, \dots, w_r are the eigenvalues of P and W_r^{-1} is a matrix of eigenvectors for P . From $H_r^{(1)} = H_r^{(0)} P$ in (3.4) we can deduce

$$H_r^{(1)} W_r^{-1} = H_r^{(0)} W_r^{-1} D,$$

and more generally, $H_r^{(d+1)} W_r^{-1} = H_r^{(d)} W_r^{-1} D$, for $d \in \mathbb{N}$. Thus w_1, \dots, w_r are the generalized eigenvalues of the matrix pencils $(H_r^{(d+1)}, H_r^{(d)})$ and W_r^{-1} is a matrix of associated generalized eigenvectors.

Computing generalized eigenvalues is a classical problem in numerical linear algebra [8, 14, 20]. The structured problem we consider here is unfortunately known to be potentially ill-conditioned. Following [4] we can give an upper bound for the conditioning of the generalized eigenvalue problem as a constant multiplied by the square of the condition number of the Vandermonde matrix W_r .

To come back to our initial problem of retrieving $\mathcal{V}(\delta)$ from $(\mu_k(\delta))_k$ we introduce the pencil of Hankel matrices $(H_r^{(1)}(\delta), H_r^{(0)}(\delta))$. Its generalized eigenvalues are the

elements of $\mathcal{V}(\delta)$. From those we can construct a matrix of generalized eigenvectors, given by the inverse of the Vandermonde matrix $W_r(\delta)$. The condition number of $W_r(\delta)$ is denoted $\kappa(\delta)$. To reduce the conditioning of the generalized eigenvalue problem, which is of order $\kappa(\delta)^2$, we consider polytopes lying in the unit ball.

4 Estimating the number of vertices

So far, the number r of vertices has been assumed to be given. But r can also be an unknown of the problem. In this section, we discuss how to numerically retrieve this number from the Hankel matrices $H_k^{(0)}(\delta)$ formed from the sequence of modified directional moments $(\mu_k(\delta))_k$ in a generic direction δ .

One first observes that $H_{r+\ell}^{(0)}(\delta)$ is at most of rank r for any $\ell \geq 0$. Indeed the sequence $(\mu_k(\delta))_{k \in \mathbb{N}}$ satisfies a recurrence (3.1) of order r . For any $\ell > 0$, each of the last ℓ columns of $H_{r+\ell}^{(0)}(\delta)$ is thus a linear combination of the previous r columns. Now, noting w_1, \dots, w_r the elements of $\mathcal{V}(\delta)$, we examine the Vandermonde factorisation of the Hankel matrix:

$$H_k^{(0)}(\delta) = \underbrace{\begin{pmatrix} 1 & 1 & \dots & 1 \\ w_1 & w_2 & \dots & w_r \\ \vdots & \vdots & \ddots & \vdots \\ w_1^{k-1} & w_2^{k-1} & \dots & w_r^{k-1} \end{pmatrix}}_{W_k(\delta)} \underbrace{\begin{pmatrix} a_1(\delta) & 0 & \dots & 0 \\ 0 & a_2(\delta) & \ddots & \vdots \\ \vdots & \ddots & \ddots & 0 \\ 0 & \dots & 0 & a_r(\delta) \end{pmatrix}}_{A(\delta)} \underbrace{\begin{pmatrix} 1 & w_1 & \dots & w_1^{k-1} \\ 1 & w_2 & \dots & w_2^{k-1} \\ \vdots & \vdots & \ddots & \vdots \\ 1 & w_r & \dots & w_r^{k-1} \end{pmatrix}}_{W_k(\delta)}. \tag{4.1}$$

For a generic direction δ , the r elements w_i of $\mathcal{V}(\delta)$ are pairwise distinct and therefore $\det H_r^{(0)}(\delta) \neq 0$. It follows that $H_{r+\ell}^{(0)}(\delta)$ is exactly of rank r , for all $\ell \geq 0$.

Based on this observation, if a strict upper bound R for the number of vertices r is given, then r can be determined as the rank of $H_R^{(0)}(\delta)$. A caveat is that this matrix may be ill-conditioned. The condition number of $H_r^{(0)}(\delta)$ is determined by the condition number of $W_r(\delta)$ and $A(\delta)$ in (4.1). For this we also refer to the discussion in [12] and [23] that examine the situation in the context of sparse interpolation. The condition number of the Vandermonde matrix $W_r(\delta)$ depends on the distribution of the numbers in $\mathcal{V}(\delta)$, the set of the projections of the vertices in the direction δ [11]. As for the matrix $A(\delta)$, having one of the $a_i(\delta)$ too small can also lead to an incorrect (numerical) rank for $H_R^{(0)}$. Since we can (even randomly) select multiple directions for the projections, we can retain only those directions for which not both $W_r(\delta)$ and $A(\delta)$ are too ill-conditioned. Alternatively we could apply the rank estimates for Hankel matrices of [5].

Therefore, if we have an overestimation R of the number of vertices we can recover the exact number from the analysis of the numerical rank of $H_R^{(0)}(\delta)$. In practice we analyze the singular values of $H_R^{(0)}(\delta)$ computed by a Singular Value Decomposition [8, 14]. This is discussed on specific cases in Sections 6 and 7.

5 Reconstruction of the vertices from their projections

In this section we show how to retrieve the set of vertices \mathcal{V} from their projections onto several directions δ . A difficulty to overcome is that the sets of projections we start from are not ordered; we have to match elements of different sets as projection of the same vertex. This rules out classical interpolation or least square approximation. Our approach is based on the interval interpolation scheme presented in [28]. To simplify our line of arguments on the relative error we assume that the polytope is already contained in the unit ball, a situation to which we shall reduce in practice.

Let Δ be a set of $s > n$ vectors δ in the unit sphere S_n . The assumption is that for each $\delta \in \Delta$ we have a set of approximations $\tilde{\mathcal{V}}(\delta)$ for the values of $\mathcal{V}(\delta) = \{\langle v, \delta \rangle \mid v \in \mathcal{V}\}$, the projections of the vertices on the direction δ . The result should be a set $\tilde{\mathcal{V}}$ of r vectors in \mathbb{R}^n that consists of approximations for the set of vertices \mathcal{V} of the polytope. Note that with our assumptions, all the elements of $\mathcal{V}(\delta)$ are in the interval $[-1, 1]$.

The approximations in $\tilde{\mathcal{V}}(\delta)$ are obtained from the modified directional moments $(\mu_k(\delta))_{0 \leq k \leq 2r-1}$ as discussed in Section 3. They are computed as generalized eigenvalues and the conditioning of this problem is given by the square of the condition number $\kappa(\delta)$ of the Vandermonde matrix $W_r(\delta)$ made of these generalized eigenvalues. Therefore, an element w of $\tilde{\mathcal{V}}(\delta)$ is actually understood as the center of an interval $[w^-, w^+]$ of size $2\epsilon(\delta)$ where $\epsilon(\delta)$ should be taken as

$$\epsilon(\delta) = O\left(\kappa(\delta)^2 \epsilon_\mu(\delta)\right), \tag{5.1}$$

where $\epsilon_\mu(\delta)$ is the bound on the relative error for the input modified directional moments $(\mu_k(\delta))_{0 \leq k \leq 2r-1}$.

For an element in $\tilde{\mathcal{V}}(\delta)$, we do not know which projection is an approximation of which vertex. So we need to find the correct *labelling* of the projections concurrently with the computation of the vertex coordinates. An algorithm for the reconstruction of the vertex coordinates can be based on the computation of r linear interval interpolants in n variables, of the form

$$\begin{aligned} q_u : S_n &\rightarrow [-1, 1] \text{ with } u = {}^t(u_1, \dots, u_n) \in \mathbb{R}^n, \\ \delta &\mapsto \langle u, \delta \rangle \end{aligned} \tag{5.2}$$

where S_n is the unit sphere. The set $\tilde{\mathcal{V}}$ of n -tuples of coefficients u used to define those r interpolants are the approximations to the set \mathcal{V} of the polytope vertices. The interpolation condition has to reflect the fact that the r functions q_u interpolate exactly one w -value per $\tilde{\mathcal{V}}(\delta)$ but s of those values across the sets $\tilde{\mathcal{V}}(\delta)$. Formally, this can be written as

$$\forall u \in \tilde{\mathcal{V}}, \forall \delta \in \Delta, \exists ! w \in \tilde{\mathcal{V}}(\delta) \text{ s.t. } q_u(\delta) \in [w^-, w^+]. \tag{5.3}$$

We remark at this point that any set of n projections can be interpolated by a function of the form $q_u(\delta)$, even if the width of the intervals is zero. At the same time any combination of s projections can be approximated in the least squares sense by a function of the form $q_u(\delta)$. So none of these classical approaches is very useful in figuring out which projections belong to the same vertex $v \in \mathcal{V}$. But an interval

interpolant through at least $n + 1$ disjoint intervals does the job: the nonzero interval width compensates for overdetermining the linear interpolant by at least one interpolation condition. The interval interpolant is stringing the intervals, containing the projections, like beads on the graph of the interpolating function. Any interval, meaning any projection, through which it passes, is marked as belonging to the same vertex.

An interval interpolation problem does not need *a priori* to have a unique solution: sufficiently small perturbations of the coefficients in the linear form may not violate the interval interpolation conditions. However, Salazar Celis et al. [28] provides a method to compute the most robust interval interpolant of the form (5.2). By this we mean the interpolant that stays away as far as possible from violating the interpolation conditions imposed by the interval bounds. This is based on the following line of thoughts: The interpolation conditions given by intervals define a polyhedral cone. Our robust interval interpolant is given by the Chebychev direction of this polyhedral cone. This latter is a one-dimensional subspace which contains the centers of the inscribed balls with maximal radius (maximal for a certain distance given explicitly in [28]). Computing a Chebychev direction is then reduced to a convex optimization problem.

Because of the labelling problem of the approximate projections, the interval interpolation algorithm becomes a 2-step procedure. In a first step we take the subset $\hat{\Delta}$ of the n best conditioned directions in Δ . Consider the n -tuples in the Cartesian product $\prod_{\delta \in \hat{\Delta}} \tilde{\mathcal{V}}(\delta)$ and select those for which the unique (non-interval) interpolant intersects one interval of $\tilde{\mathcal{V}}(\delta)$ for each of the $s - n$ remaining directions $\delta \in \Delta \setminus \hat{\Delta}$. They reflect a correct labelling of the projections. These better conditioned directions $\hat{\Delta}$ are usually near to one another and that drastically cuts down the combinatorial aspect of the procedure by a continuity argument.

Since in this first step the coordinates of the vertices are computed from only n of the s available directions, the obtained values are not maximally accurate. This leads us to the following second step. After ordering the s sets $\tilde{\mathcal{V}}(\delta)$ of r values according to the vertex they are a projection of, the coordinates of each vertex can be computed to maximal accuracy from the total of its s projections. To this end the interval interpolation method can be continued with the computation of the most robust interval interpolants satisfying (5.3) following [28].

6 Simulations

We now illustrate the proposed approach for the reconstruction of polytopes from their directional moments. For our simulations we consider centered and scaled polytopes: The origin is the center of gravity of the polytope and the vertices lie in the unit ball. This geometric normalisation corresponds to a transformation on the moments as described in [15].

The vertices of the polytope are to be reconstructed from directional moments. The proposed reconstruction of a convex polytope in dimension n requires directional

moments in at least $n + 1$ generic directions. The order of the moments required in each direction then depends on the number r of vertices: we need directional moments up to order $2r - n - 1$. In dimension 2 this can be compared to [25], where the complex moments up to order $2r - 3$ are obtained from directional moments up to the same order in $2r - 2$ directions by inverting a matrix with binomial coefficients. One should note though that this approach removes the necessity of matching the projections. Gravin et al. [17] suggests a generalisation of this approach to higher dimensions.

For a given direction δ , the directional moments $m_k(\delta)$ are computed in double precision and used to form the entries of the pair of Hankel matrices $(H_r^{(1)}(\delta), H_r^{(0)}(\delta))$ described in Section 3. The algorithm consists of 3 main steps:

1. Determine the number r of vertices by analyzing the singular values of the Hankel matrix $H_R^{(0)}(\delta)$ for $R > r$ big enough and a few number of random directions δ , as described in Section 4.
2. Compute the generalized eigenvalues for the pair of matrices $(H_r^{(1)}(\delta), H_r^{(0)}(\delta))$ in at least $n + 1$ nearby directions δ as in Section 3. Determine the condition number $\kappa(\delta)$ of $W_r(\delta)$, the Vandermonde matrix formed with these generalized eigenvalues.
3. Recover the vertices \tilde{V} from their approximate projections $\tilde{V}(\delta)$ using the interval interpolation technique described in Section 5 with the error estimate based on $\kappa(\delta)$.

The first two steps are performed using standard numerical linear algebra routines from the NAG library through the Maple interface. In particular, Step 1 makes use of the implementation of the Singular Value Decomposition and Step 2 the QZ-algorithm [30]. Step 3 is implemented in Matlab. All computations in this section are performed in double precision.

In step 2, we sample a number of directions and retain those for which the condition number of the Vandermonde matrix $W_r(\delta)$ is the smallest. The condition number indeed depends on the direction: $\kappa(\delta)$ depends on the distribution of the projected vertices [11]. In particular it increases when the projections of two vertices get closer to one another.

Furthermore, to cut down on the combinatorial complexity of the interpolation scheme in the last step, it makes sense to select directions reasonably close to one another. Selecting a generic reference direction $\hat{\delta}$ with a reasonable condition number $\kappa(\delta)$ and other directions in the neighborhood. Note that here non disjoint intervals for the approximations of the projections on a direction δ would induce a poor condition number $\kappa(\delta)$ of the Vandermonde matrix $W_r(\delta)$.

6.1 Reconstruction of polygons

We begin our simulations with the reconstruction of 2-dimensional polygons. A direction $\delta = (\cos \theta, \sin \theta)$ is represented by an angle $\theta \in]-\frac{\pi}{2}, \frac{\pi}{2}]$. The projection of vertex with coordinates (v_1, v_2) is given by $v_1 \cos \theta + v_2 \sin \theta$. Then the interval

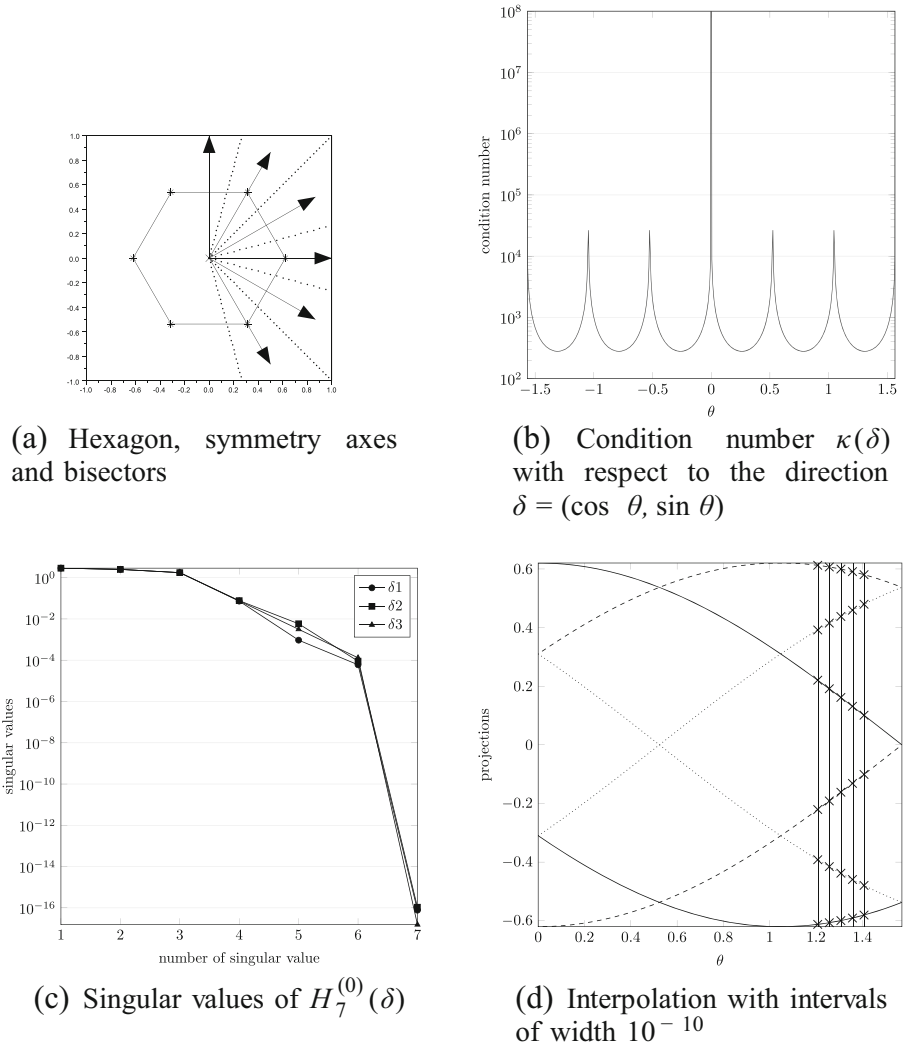


Fig. 1 Regular hexagon

interpolation problem formulated in terms of θ is

$$v_1 \cos \theta + v_2 \sin \theta \in [w^-, w^+], \quad \text{for a single } w \in \tilde{\mathcal{V}}(\theta).$$

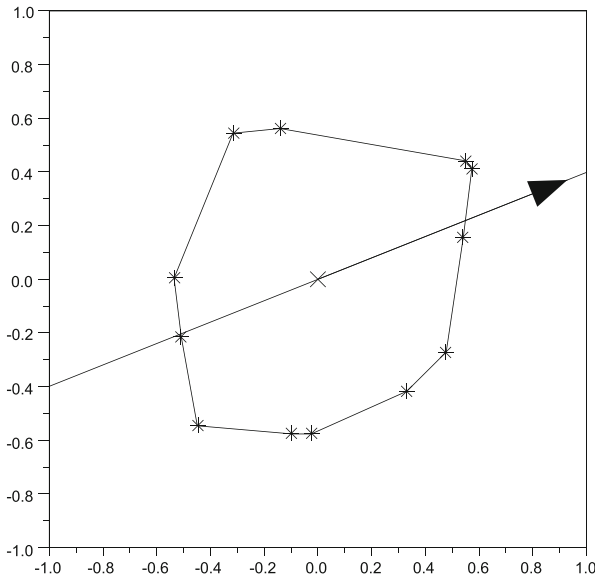
where $w^- = w - \epsilon(\delta)$ and $w^+ = w + \epsilon(\delta)$ as in Section 5.

6.1.1 Reconstruction of a regular hexagon

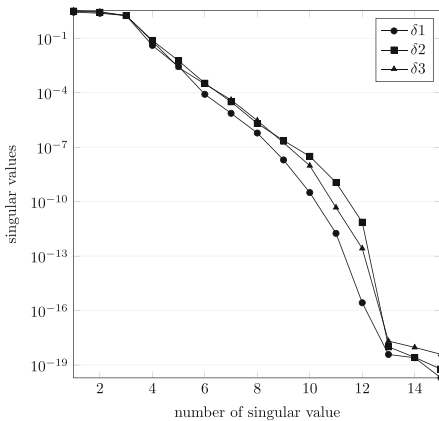
The regular hexagon ($r = 6$) is presented in Fig. 1a with its symmetry axes and their bisectors. The symmetry axes correspond to the non generic directions. The condition number $\kappa(\delta)$ increases drastically when δ approaches these directions.

The number r of vertices is retrieved as the rank of $H_R^{(0)}(\delta)$, for R large enough and arbitrary directions δ . Here $R = 7$ is sufficient to reliably analyse the rank from the singular values. These are plotted in Fig. 1c for three directions picked at random.

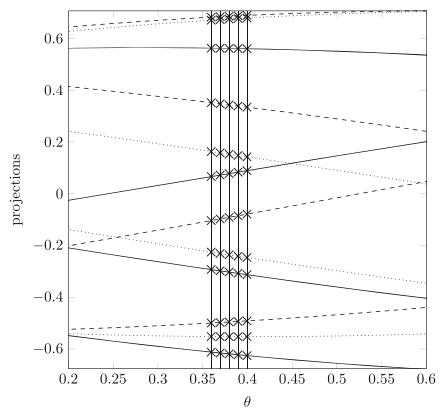
In Figure 1b the condition number $\kappa(\delta)$ is plotted for 300 equidistant generic directions. A minimal value is reached for directions bisecting two consecutive axes of symmetry. This leads us to choose the reference direction $\hat{\delta}$ with angle



(a) Centered and scaled polygon with reference direction

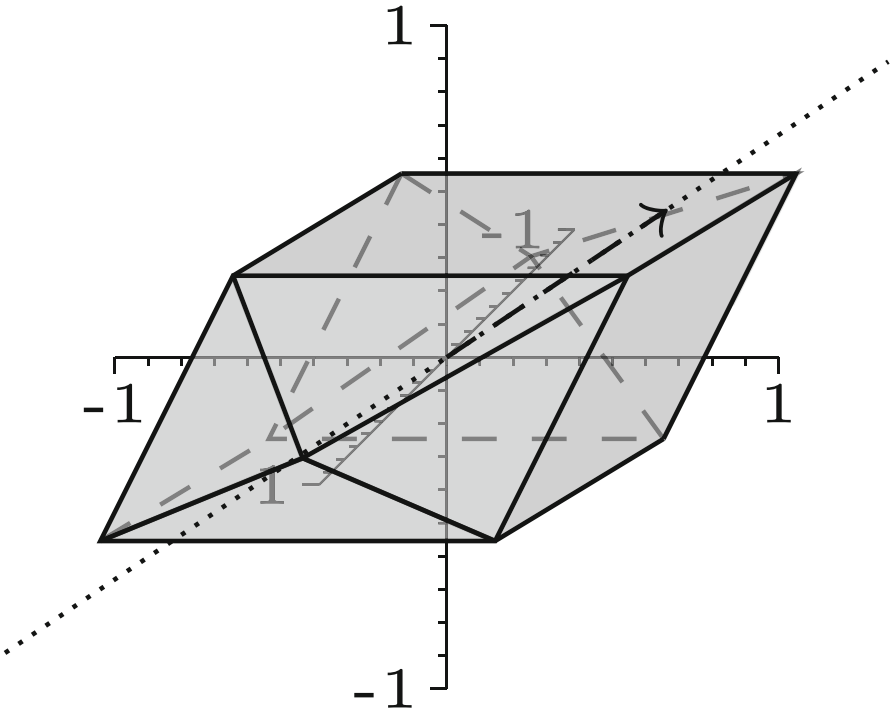


(b) Singular values of $H_{15}^{(0)}(\delta)$

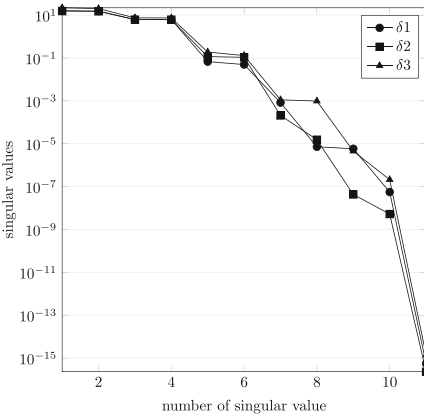


(c) Interpolation with intervals of width 10^{-4}

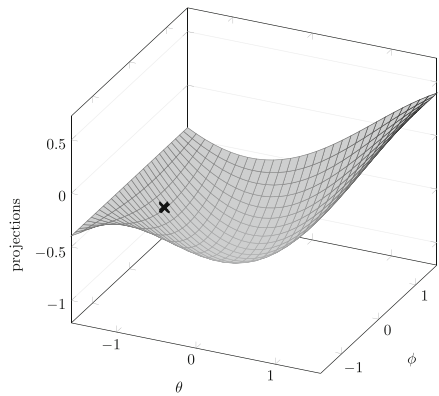
Fig. 2 Polygon with 12 vertices



(a) Centered and scaled polyhedron with reference direction



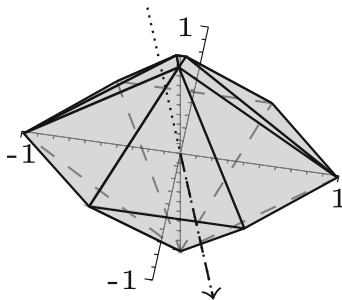
(b) Singular values of $H_{11}^{(0)}(\delta)$



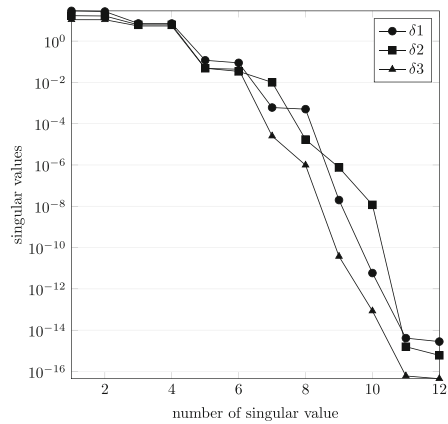
(c) Interpolant for one vertex

Fig. 3 First polyhedron with 10 vertices

$\hat{\theta} = -\frac{5\pi}{12}$. It corresponds to one of the bisectors. We then take 4 nearby directions $\hat{\theta} \pm 0.05, \hat{\theta} \pm 0.10$. For each of the 5 directions we construct the pair of Hankel



(a) Centered and scaled polyhedron with reference direction



(b) Singular values of $H_{12}^{(0)}$

Fig. 4 Second polyhedron with 10 vertices

matrices $(H_6^{(1)}(\delta), H_6^{(0)}(\delta))$ and compute their generalized eigenvalues. For these directions $\kappa(\delta)$ is around 300. We therefore take interval of size 2×10^{-10} according to (5.1).

We compute the interval interpolants from the 5 sets of projections $\mathcal{V}(\hat{\theta} + k 0.05), k = -2, -1, 0, 1, 2$. The relative error on the computed projections is bounded overall by 4.9×10^{-12} for the 5 chosen directions. The coordinates of the 6 different vertices of the regular hexagon are recovered as the coefficients of the interpolants graphed in Fig. 1d. The relative error on each computed coordinate compared to its true value is bounded overall by 3.1×10^{-12} .

6.1.2 Reconstruction of a polygon with 12 vertices

In this second simulation, we consider a centered and scaled 12-gon. It is drawn in Fig. 2a.

As in the case of the hexagon above, the number of vertices is retrieved by computing the singular values of $H_{15}^{(0)}(\delta)$ in 3 directions δ . From Fig. 2b we deduce that the numerical rank is $r = 12$.

After inspecting some directions, we choose the reference direction $\hat{\delta}$ with $\hat{\theta} = 0.379521$ (arrow in Fig. 2a) and 4 other nearby directions $\hat{\theta} \pm 0.01, \hat{\theta} \pm 0.02$. The projections of the vertices on these directions are obtained as the generalized eigenvalues of the pairs of Hankel matrices $(H_{12}^{(1)}(\delta), H_{12}^{(0)}(\delta))$ whose entries are obtained from the respective modified directional moments $(\mu_k(\delta))_{0 \leq k \leq 21}$. The condition number $\kappa(\delta)$ of the matrix of generalized eigenvectors $W_{12}(\delta)$ is around 7×10^5 for all 5 directions. The relative error on the computed projections compared to their true values is bounded by 5.0×10^{-6} .

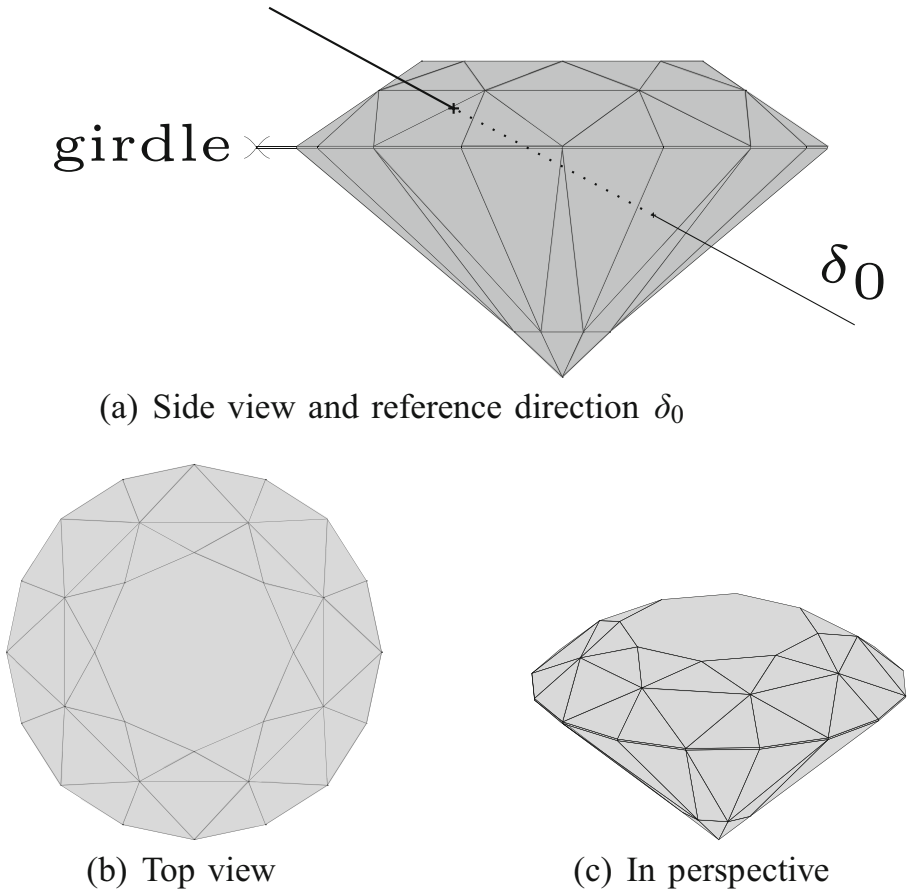


Fig. 5 Diamond

From these 5 sets $\mathcal{V}(\hat{\theta} - 0.02)$, $\mathcal{V}(\hat{\theta} - 0.01)$, $\mathcal{V}(\hat{\theta})$, $\mathcal{V}(\hat{\theta} + 0.01)$, $\mathcal{V}(\hat{\theta} + 0.02)$, we compute the 12 linear interval interpolants. According to (5.1) we take intervals of size $2\epsilon = 10^{-4}$. The relative error in each coordinate is bounded by 5.3×10^{-5} .

Note that even the two very close vertices in the top right corner in Fig. 2a are recovered with the accuracy mentioned above. The distance between them is only of the order of 10^{-2} .

6.2 Reconstruction of polyhedra

We now consider the reconstruction of convex polyhedra in dimension 3. The dimension does not introduce new difficulties in our method. A direction δ is represented by a unit vector $(\cos(\theta) \cos(\phi), \cos(\theta) \sin(\phi), \sin(\theta))$ with (θ, ϕ) lying in $] -\frac{\pi}{2}, \frac{\pi}{2}] \times] -\frac{\pi}{2}, \frac{\pi}{2}]$. The projection of the vertex $v = (v_1, v_2, v_3)$ on $\delta = (\theta, \phi)$ equals $v_1 \cos(\theta) \cos(\phi) + v_2 \sin(\theta) \cos(\phi) + v_3 \sin(\phi)$. The tuples of coordinates

(v_1, v_2, v_3) , for $v \in \mathcal{V}$, are the unknowns in the linear interval interpolation problem $q_v(\delta) \in [w^-, w^+]$ for a single $w \in \tilde{\mathcal{V}}(\delta)$, as described in Section 5.

6.2.1 Reconstruction of a polyhedron with well-distributed vertices

We first consider the polyhedron with 10 vertices represented in Fig. 3a.

We retrieve the number of vertices of the polyhedron by computing the numerical rank of the Hankel matrix $H_{11}^{(0)}(\delta)$ in 3 different directions δ . The singular values of $H_{11}^{(0)}(\delta)$ are plotted in Fig. 3b for three random directions.

After inspecting several directions, we select $(\hat{\theta}, \hat{\phi}) = (-1.256637, 0.261799)$ for the reference direction $\hat{\delta}$ and 4 other nearby directions where the condition number $\kappa(\delta)$ is of order 10^4 . $\hat{\delta}$ is indicated by an arrow and a dotted line in Fig. 3a. We

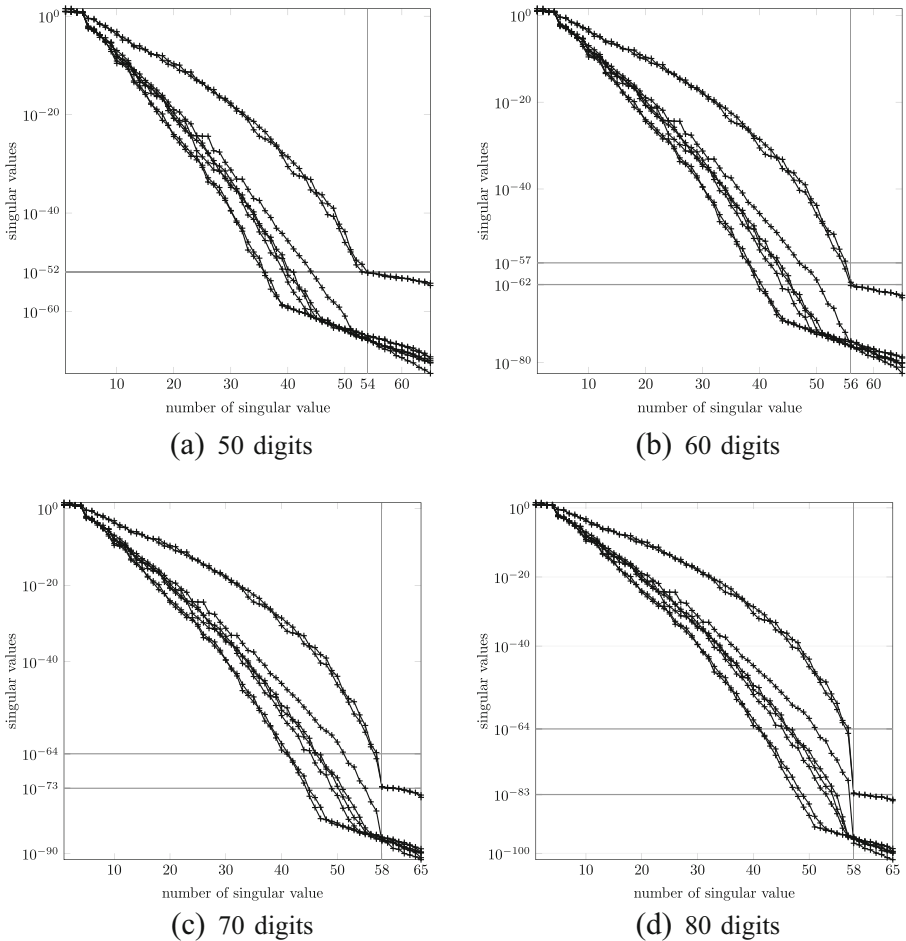


Fig. 6 Singular Values of $H_{65}^{(0)}(\delta)$ for several computational precision

take the nearby directions as $(\hat{\theta} + \varepsilon, \hat{\phi})$, $(\hat{\theta}, \hat{\phi} + \varepsilon)$, $(\hat{\theta} - \varepsilon, \hat{\phi} - \varepsilon)$ and $(\hat{\theta} + \varepsilon, \hat{\phi} - \varepsilon)$ with $\varepsilon = 0.01$. For each direction δ , the pair of matrices $(H_{10}^{(1)}(\delta), H_{10}^{(0)}(\delta))$ is built with directional moments up to order 16. The generalized eigenvalues of the pairs $(H_{10}^{(1)}(\delta), H_{10}^{(0)}(\delta))$ provide the projections of the vertices with a relative error bounded by 8.2×10^{-8} .

We compute the 10 linear interval interpolants using intervals of width 2×10^{-7} for the projections. In Fig. 3c we show one of those surfaces. The cross denotes the approximate locus of the 5 projections obtained as generalized eigenvalues. The coordinates of the 10 vertices of the polyhedron are obtained as the coefficients of the interpolants. The relative error on this final result is bounded by 5.1×10^{-6} .

6.2.2 Reconstruction of a polyhedron with close vertices

Here we examine a polyhedron with 10 vertices and a triangular face of relatively small size (see the top of Fig. 4a).

In Fig. 4b we plot the singular values of $H_{12}^{(0)}(\delta)$ for 3 random directions δ . The gap between the tenth and the eleventh singular value appears for at least one of the directions.

We choose the reference direction $(\hat{\theta}, \hat{\phi}) = (-0.994838, -0.994838)$ for which the condition number $\kappa(\delta)$ is 4.2×10^4 . It is indicated in Fig. 4a by an arrow and a dotted line. We additionally pick the nearby directions $(\hat{\theta} + \varepsilon, \hat{\phi})$, $(\hat{\theta}, \hat{\phi} + \varepsilon)$, $(\hat{\theta} - \varepsilon, \hat{\phi} - \varepsilon)$ and $(\hat{\theta} + \varepsilon, \hat{\phi} - \varepsilon)$ with $\varepsilon = 0.01$. For each direction the pair of matrices $(H_{10}^{(1)}(\delta), H_{10}^{(0)}(\delta))$ is built with directional moments up to order 16. The projections

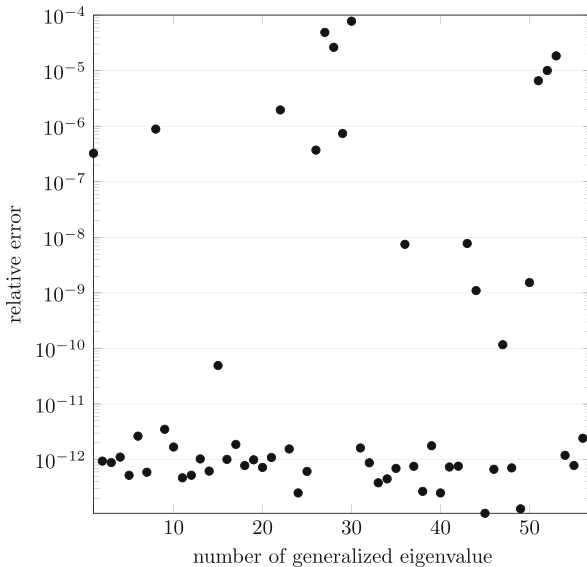


Fig. 7 Error observed when operating with 70 digits

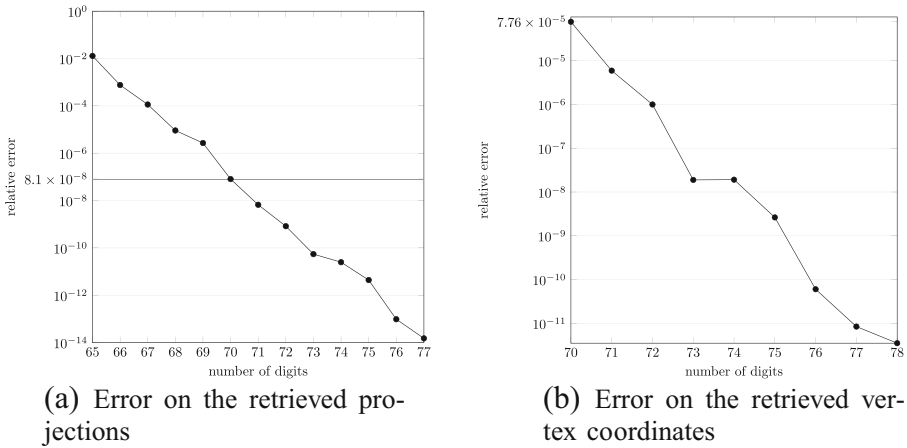


Fig. 8 Error for different computational precisions

$\tilde{\mathcal{V}}(\delta)$ of the vertices on those directions are retrieved as the generalized eigenvalues of $(H_{10}^{(1)}(\delta), H_{10}^{(0)}(\delta))$ with a relative error bounded by 5.1×10^{-7} .

We determine the 10 interpolants for our sets of projections using intervals of width 2×10^{-6} . The coordinates of the 10 vertices appear as the coefficients of the interpolants. The relative error on these is bounded by 6.2×10^{-6} .

7 Diamond

As a challenge we choose an actual brilliant cut of a diamond. It is given as a convex polyhedron with 57 vertices and represented in Fig. 5. The stone girdle consists of pairs of vertices very close to one another. The number of vertices and the small distance between the projections of the vertices severely impact the condition number $\kappa(\delta)$ of the Vandermonde matrix $W_{57}(\delta)$: double precision is no longer enough to retrieve sufficiently accurate values for the projections. We rely on the software floats of Maple to provide the needed number of digits for the computations.

To reliably retrieve the number of vertices, we use a precision of 70 digits. Figure 5 tracks the singular values of $H_{65}^{(0)}(\delta)$ for 8 random directions δ and in different computational precisions.

After sampling a rather large number of directions, we select the reference direction $(\hat{\theta}, \hat{\phi}) = (0.261799, 1.047198)$ shown in Fig. 6a. The condition number $\kappa(\delta)$ for this direction is 1.67×10^{33} . We choose 4 nearby directions with a similar condition number $(\hat{\theta} + \varepsilon, \hat{\phi}), (\hat{\theta}, \hat{\phi} + \varepsilon), (\hat{\theta} - \varepsilon, \hat{\phi} - \varepsilon)$ and $(\hat{\theta} + \varepsilon, \hat{\phi} - \varepsilon)$ where $\varepsilon = 0.0001$. Computing with 70 digits we expect to retrieve the projections of the vertices with a relative accuracy of at least 10^{-3} .

For each of the 5 selected directions δ , the pair of matrices $(H_{57}^{(1)}(\delta), H_{57}^{(0)}(\delta))$ is built with the directional moments up to order 110. The projections of the vertices

are obtained as the generalized eigenvalues. The relative error is actually bounded by 8.1×10^{-8} .

We compute the 57 interpolants in double precision using intervals of width 5×10^{-6} . The coordinates of the vertices are the coefficients in those interpolants. The relative error is bounded by 7.8×10^{-5} . We plot the error for all the vertices in Fig. 7.

In Fig. 8 we report on the error using various computational precisions. For computations with less than 65 digits we do not recover all the projections while the complete set of coordinates of the vertices can be retrieved only if we use at least 70 digits.

Acknowledgements We thank Bernard Mourrain for his support and numerous discussions, as well as George Labahn for his valuable comments. The authors were partially supported by a Hubert Curien Partnership between Flanders and France (PHC Tournesol FL). Mathieu Collowald and Evelyne Hubert thank the Institute for Mathematical Sciences in Singapore for the support received during their visit and also Jean-Bernard Lasserre, Dmitrii V. Pasechnik and Sinai Robins for their welcome.

References

- Baldoni, V., Berline, N., De Loera, J.A., Köppe, M., Vergne, M.: How to integrate a polynomial over a simplex. *Math. Comp.* **80**(273), 297–325 (2011)
- Beck, M., Robins, S.: *Computing the continuous discretely*. Undergraduate Texts in Mathematics. Springer, New York (2007)
- Beckermann, B.: The condition number of real Vandermonde, Krylov and positive definite Hankel matrices. *Numer. Math.* **85**, 553–577 (2000)
- Beckermann, B., Golub, G.H., Labahn, G.: On the numerical condition of a generalized Hankel eigenvalue problem. *Numer. Math.* **106**(1), 41–68 (2007)
- Cabay, S., Meleshko, R.: A weakly stable algorithm for Padé approximants and the inversion of Hankel matrices. *SIAM J. Matrix Anal. Appl.* **14**(3), 735–765 (1993)
- Cuyt, A., Golub, G., Milanfar, P., Verdonk, B.: Multidimensional integral inversion, with applications in shape reconstruction. *SIAM J. Sci. Comput.* **27**(3), 1058–1070 (2005)
- Davis, P.J.: Triangle formulas in the complex plane. *Math. Comp.* **18**, 569–577 (1964)
- Demmel, J.W.: *Applied numerical linear algebra*. Society for Industrial and Applied Mathematics. SIAM, PA (1997)
- Elad, M., Milanfar, P., Golub, G.H.: Shape from moments—an estimation theory perspective. *IEEE Trans. Signal Process.* **52**(7), 1814–1829 (2004)
- Feldmann, S., Heinig, G.: Vandermonde factorization and canonical representations of block Hankel matrices. *Linear Algebra Appl.* **241–243**(0), 247–278 (1996)
- Gautschi, W.: Optimally conditioned Vandermonde matrices. *Numer. Math.* **24**, 1–12 (1975)
- Giesbrecht, M., Labahn, G., Lee, W.-S.: Symbolic-numeric sparse interpolation of multivariate polynomials. *J. Symbolic Comput.* **44**(8), 943–959 (2009)
- Golub, G.H., Pereyra, V.: Separable nonlinear least squares: the variable projection method and its applications. *Inverse Probl.* **19**(2), R1—R26 (2003)
- Golub, G.H., Van Loan, C.F.: *Matrix computations*, volume 3 of Johns Hopkins Series in the Mathematical Sciences. Johns Hopkins University Press, Baltimore, MD (1983)
- Golub, G.H., Milanfar, P., Varah, J.: A stable numerical method for inverting shape from moments. *SIAM J. Sci. Comput.* **21**(4), 1222–1243 (1999/00)
- Gravin, N., Lasserre, J., Pasechnik, D.V., Robins, S.: The inverse moment problem for convex polytopes. *Discrete Comput. Geom.* **48**(3), 596–621 (2012)
- Gravin, N., Nguyen, D., Pasechnik, D., Robins, S.: The inverse moment problem for convex polytopes: implementation aspects (2014). *ArXiv e-prints*, [1409.3130](https://arxiv.org/abs/1409.3130)
- Gustafsson, B., He, C., Milanfar, P., Putinar, M.: Reconstructing planar domains from their moments. *Inverse Probl.* **16**(4), 1053–1070 (2000)

19. Henrici, P.: Applied and computational complex analysis. Vol. 1. Wiley Classics Library. John Wiley & Sons Inc., New York, 1988. Power series—integration—conformal mapping—location of zeros, Reprint of the 1974 original, A Wiley-Interscience Publication
20. Higham, D.J., Higham, N.J.: Structured backward error and condition of generalized eigenvalue problems. *SIAM J. Matrix Anal. Appl.* **20**(2), 493–512 (1999)
21. Hua, Y., Sarkar, T.K.: Matrix pencil method for estimating parameters of exponentially damped/undamped sinusoids in noise. *IEEE Trans. Acoust., Speech, Signal Process.* **38**(5), 814–824 (1990)
22. Kaltofen, E., Lee, W.-S.: Early termination in sparse interpolation algorithms. *J. Symbolic Comput.* **36**(3–4), 365–400 (2003)
23. Kaltofen, E.L., Lee, W.-S., Yang, Z.: Fast estimates of Hankel matrix condition numbers and numeric sparse interpolation. In *SNC'11*, pp. 130–136. ACM Press, NY (2011)
24. W.-S. Lee: From quotient-difference to generalized eigenvalues and sparse polynomial interpolation. In *SNC'07*, pp. 110–116. ACM, New York (2007)
25. Milanfar, P., Verghese, G., Karl, C., Willsky, A.: Reconstructing polygons from moments with connections to array processing. *IEEE Trans. Signal Process.* **43**, 432–443 (1995)
26. Pereyra, V., Scherer, G. (eds.): *Exponential Data Fitting and its Applications*. Bentham e-books., URL <http://www.benthamscience.com/ebooks/9781608050482> (2010)
27. Riche de Prony, C.B.: Essai expérimental et analytique sur les lois de la dilatabilité des fluides élastique et sur celles de la force expansive de la vapeur de l'eau et de la vapeur de l'alkool, à différentes températures. *J. de l'École Polytechnique* **1**, 24–76 (1795)
28. Salazar Celis, O., Cuyt, A., Verdonk, B.: Rational approximation of vertical segments. *Numer. Algorithm.* **45**, 375–388 (2007)
29. Sheynin, S., Tuzikov, A.: Explicit formulae for polyhedra moments. *Pattern Recogn. Lett.* **22**, 1103–1109 (2001)
30. Wilkinson, J.H.: Kronecker's canonical form and the *QZ* algorithm. *Linear Algebra Appl.* **28**, 285–303 (1979)